

Green Star SA Accredited Professional Programmes

1 WHY BECOME AN AP?


2 HOW TO BECOME AN AP.

- NEW BUILDINGS
- EXISTING BUILDING PERFORMANCE
- INTERIORS

3 HOW TO REGISTER.



Why become an AP?



An accredited professional (AP) qualification signifies that you're a leader in the field of greening and an active member in the greening building movement not only in South Africa but a force for green around the world.

As new **JOB**s and **EMPLOYERS** are specifying the need for **green building expertise**, the accredited professional qualification shows a clear commitment to your professional growth while emphasizing your value to green building projects and sustainability-focused organizations.



Accredited professionals who apply for further learning have the chance to become an AP plus.



Coming Soon...

3 Different AP Programmes

PART 1: Doing this part online enables the student to familiarise themselves with the tools, their purpose and their structure.

PART 2: Applies the learning from part one in an interactive and engaging workshop that involves interdisciplinary group exercises and a building tour of a Green Star rated building.

PART 3: The open book examination can be done online at anytime in order to achieve your AP status



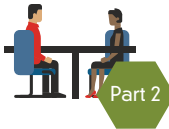
NEW BUILDINGS

Online



Part 1

Face to face workshop



Part 2

Online exam



Part 3



Official AP status



EXISTING BUILDINGS

Online



Part 1

Face to face workshop



Part 2

Online exam



Part 3



Official AP status



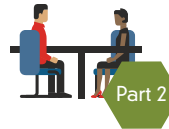
INTERIORS

Online



Part 1

Face to face workshop



Part 2

Online exam



Part 3



Official AP status

How to register.

STEP 1: Choose a program



Full package Discounted	Part 1 & 2	Part 3 Exam only
Member rate R4.100 (Inc VAT)	Member rate R4.050 (Inc VAT)	Member rate R850 (Inc VAT)
Non-Member rate R4.850 (Inc VAT)	Non-Member rate R 5.000.00 (Inc VAT)	Non-Member rate R850 (Inc VAT)
Student rate R3.200 (Inc VAT)	Student rate R3.500.00 (Inc VAT)	Student rate R425 (Inc VAT)

STEP 2: Create a profile



Only for first timers

STEP 3: Check out your purchase



Before Continuing

STEP 4: Payment Options



Credit card
Available soon



EFT

STEP 5: Go to your online dashboard

Dashboard	JOHN SMITH
<ul style="list-style-type: none"> Update your account and personal details Manage Your Purchases Download Exclusive member content (members only) Register and manage projects 	

STEP 6: Access Options

Upon payment, you will receive access to online courses instantly via your online dashboard.

Part 1 - Online

Access this through your Dashboard (either alone or in facilitated group).

Part 2 - Face to Face

For this part of the programme, you will be issued with a voucher which can be redeemed against the event of your choice directly from your dashboard.

Select one of the dates and venues, which will book you the "Face to Face" workshop.

Part 3 - Online Exam

Access online from anywhere at anytime, after the completion of Part 1 and Part 2.